



Accessories Catalogue
SCALA laboratory furniture system

SCALA



WALDNER

Index

B

Balance table.....	32
Bench with C-frame.....	26
Bench with H-frame.....	25
Boxes for small parts.....	21
Buret clamp.....	13

C

Clamp holder.....	13
Compartment partitioning.....	60
Cross-connector closed.....	11
Cross-connector hook connector.....	12
Cross-connector open.....	11

D

Dismantling tool.....	23
Drawer insert type A.....	54
Drawer insert type B.....	59

E

Emergency cabinet.....	49
Extraction arm.....	8
Extractor hood.....	9

F

Funnel.....	64
-------------	----

G

Glass shelf.....	16
------------------	----

H

Hanging tray.....	21
-------------------	----

L

Laboratory cabinet.....	44
Ladder.....	53

M

MobilAir.....	6
Mobile housing.....	7
Mobile sink.....	30
Mobile table.....	28
Monitor arm.....	19

N

Name tag.....	62
---------------	----

O

Overbench cabinet.....	40
------------------------	----

P

Paper towel dispenser.....	20
Pegboard.....	31
Pegboard for service duct.....	22
Pillars.....	15
Pipette holder.....	20
Pipette holder for drawers.....	61
Pipette tray for drawers.....	61
Pull-out cabinet.....	52

R

Rack.....	33
-----------	----

S

Scaffold points for fume cupboards.....	10
Scaffold points for pillars.....	17
Scaffold rod.....	10
Shelf of OSB board.....	14
Sliding element Assistant.....	34
Sliding element Protector.....	35
Sliding element Sekretär.....	34
Soap dispenser.....	18
Soft stop for fully extensible drawers.....	62
Step ladder.....	53
Storage shelf made of glass for service duct.....	22

T

T-connector.....	12
Top-mounted cabinet.....	50
Towel dispenser, aluminium.....	18
Towel dispenser, plastic.....	18

U

Underbench unit on castors.....	36
Universal dispenser.....	19

W

Waste canister for acids and alkalis.....	63
Waste canister for flammable liquids.....	63

About this catalogue

For our latest laboratory furniture system **SCALA** we have designed suitable accessories that are contained in the currently valid accessories catalogue. Its structure corresponds to our technical catalogue in order to make searching easy for you. The products are listed in alphabetical order in the index.

The technical catalogue contains the range of our **SCALA** laboratory furniture system including the pictures, dimensional drawings and technical data.

If you have any questions or are unable to find a product, we will be glad to help you.

WALDNER Laboreinrichtungen GmbH & Co.KG
Mr. Yalcin Solak and Mr. Bernd Brauchle
Haidoesch 1 · 88239 Wangen im Allgaeu · Germany
Phone: +49 7522 986-493 · Fax : +49 7522 986-79493
accessories@waldner.de · www.waldner-lab.com

Copyright

We reserve the right to make technical changes in the context of further development. Illustrations, drawings and text content are copyright protected.

Re-printing, even of extracts, only with express approval of WALDNER Laboreinrichtungen GmbH & Co. KG.



Accessories SCALA Table of contents

1

Fume cupboards and extraction devices

Mobile fume cupboards	6	Scaffold material	10
MobilAir.....	6	Scaffold rod.....	10
Housings	7	Scaffold points for fume cupboards.....	10
Mobile housing.....	7	Cross-connector closed.....	11
Local extraction devices	8	Cross-connector open.....	11
Extraction arm.....	8	Cross-connector hook connector.....	12
Extractor hood.....	9	T-connector.....	12
		Buret clamp.....	13
		Clamp holder.....	13

2

Service modules

Add-on parts for service spine	14	Universal dispenser.....	19
Shelf of OSB board.....	14	Monitor arm.....	19
Pillars.....	15	Paper towel dispenser.....	20
Glass shelf.....	16	Pipette holder.....	20
Scaffold points for pillars.....	17	Hanging tray.....	21
Add-on parts for service duct	18	Boxes for small parts.....	21
Towel dispenser, plastic.....	18	Storage shelf made of glass for service duct.....	22
Towel dispenser, aluminium.....	18	Pegboard for service duct.....	22
Soap dispenser.....	18	Dismantling tool.....	23

3

Laboratory benches and sinks

Worktop material	24	Special tables	32
Laboratory benches	25	Balance table.....	32
Bench with H-frame.....	25	Rack.....	33
Bench with C-frame.....	26	Sliding elements	34
Mobile tables	28	Sliding element Sekretär.....	34
Laboratory sinks	30	Sliding element Assistent.....	34
Mobile sink.....	30	Sliding element Protector.....	35
Pegboard.....	31		

4

Storage cupboards

Underbench units	36	Organising devices for drawers	54
Overbench cabinets	40	Drawer insert type A.....	54
Laboratory cabinets	44	Drawer insert type B.....	59
Laboratory cabinet.....	44	Compartment partitioning.....	60
Emergency cabinet.....	49	Pipette tray for drawers.....	61
Top-mounted cabinets	50	Pipette holder for drawers.....	61
Pull-out cabinets	52	Name tag.....	62
Ladders	53	Soft stop for fully extensible drawers.....	62
Ladder.....	53		
Step ladder.....	53		

5

Supply and disposal

Container	63
Waste canister for acids and alkalis.....	63
Waste canister for flammable liquids.....	63
Funnel.....	64

Mobile fume cupboards

MobilAir



Intended use

- Can be used where required (only in air-circulating mode)
- Control units located externally

Technical data

Dimensions	
Width [mm]	900
Depth [mm]	600
Height with sash closed/open [mm]	1215/1620
Access width [mm]	730
Clear width, internal workspace [mm]	850
Effective depth [mm]	503
Clear internal height up to lamp [mm]	846
Clear internal height up to ceiling [mm]	935

Weight	
MobilAir for extract air operation [kg]	Approx. 70
MobilAir for air-circulating mode incl. filter [kg]	Approx. 82

Design characteristics	
Air-circulating mode	With ventilator and filter
Extract air operation	Extract air spigot connected to on-site extract air system
Lighting	Dazzle-free, can be switched from the outside
Sash	Moves vertically
Material lock	Possible on the left and/or right side of the fume cupboard

Electrics	
Electrical supply	2 external sockets in service panel
Total power of sockets [W]	1000
Connection voltage [V AC]	230
Lighting [W]	13
Ventilator power [W]	115

Ventilation technology	
Minimum air exchange rate [m³/h]	300
Function display	FAZ as an option
Connection height upper edge of duct [mm] Extract air spigot Ø 125 mm	1137
Air-circulating mode	Filter as an option Ventilator, speed governor for switching on/off as an option

Material	
Side panel design, sash	Plexiglas

Ordering information

Design	Order no.
MobilAir extract air	81006271-A22
MobilAir recirculating air	81006271-U22

Mobile housing

Intended use

- Can be used where required
- To minimise the impact of noise and contaminants
- Not suitable as a replacement for bench-mounted fume cupboards in acc. with EN 14175

Technical data

Dimensions	
Width [mm]	600
Height [mm]	660
Height incl. extract air spigot [mm]	760
Access width [mm]	560
Access height [mm]	430
Depth [mm]	550
Effective depth [mm]	510

Design	
Extract air operation	Connected to on-site extract air system Extract manifold as an option
Horizontal sash	3

Ventilation technology	
Extract air spigot for on-site connection ø [mm]	90

Material	
Horizontal sash	Plexiglas

Ordering information

Design	Order no.
Mobile housing	81004350



Local extraction devices

Extraction arm



Intended use

- For the extraction of a specific area
- For fixing to service wings, service spines or the wall

Technical data

Dimension	50	75
Pipe system Ø [mm] ¹⁾	50	75
Coupling hood Ø [mm]	350	
Suction tip Ø [mm]	50	75

¹⁾ Pipe system Ø 50 mm only for fastening to the service wing

Ventilation technology	50	75
Minimum air exchange rate [m ³ /h]	50	100
Admission pressure [Pa]	150	150
Admission pressure [Pa] with Waldner airflow damper	200	200

Material	
Pipe	Anodised aluminium
Hinged bracket	Polypropylene
Coupling hood	Polycarbonate
Suction tip	Anodised aluminium

Ordering information

System components for local extraction system Ø 50 mm for service wing	Order no.
Suction tip, length 300 mm	81006328
Coupling hood	81006327
Quick coupling	81006329
3-sect. articulated arm, length 450/550/250 mm	81006326

System components for local extraction system Ø 75 mm	Order no.
Holder for fastening the extraction arm to the service spine	81006325
Holder for fastening the extraction arm to the wall	81006324
Service wing holder	81006374
Suction tip, length 300 mm	81006323
Coupling hood	81006322
3-sect. articulated arm, length 450/550/250 mm	81006321

Extractor hood

Intended use

- For the extraction of a specific area
- For fixing to service spines and to the wall

Technical data

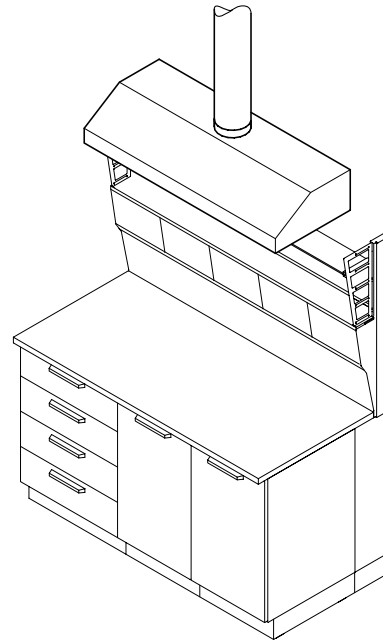
Dimensions	1200	1500
Width [mm]	1200	1500
Height x depth [mm]	300 x 600	
Extract air spigot Ø [mm]	200	

Ventilation technology	1200	1500
Minimum air exchange rate [m ³ /h]	480	600
Admission pressure [Pa]	25	30
Admission pressure [Pa] with Waldner airflow damper	150	150

Material	
Extractor hood	Polypropylene

Ordering information

Width [mm]	Order no.
1200	81006505-5W22
1500	81006505-6W22



Scaffold material

Scaffold rod



Intended use

- For mounting to scaffold points

Technical data


Dimensions	
Length [mm]	120, 300, 600, 900, 1200, 1500
Diameter [mm]	12 to 13

Material	
Scaffold rod	Stainless steel

Ordering information

Length [mm]	PU	Order no.
120	1	81006152
300	1	81006153
600	1	81006154
900	1	81006155
1200	1	81006156
1500	1	81006157

Scaffold points for fume cupboards



Intended use

- For mounting scaffold rods in the internal workspace
- For scaffold rods \varnothing 12 to 13 mm

Technical data

Design characteristics	
Construction	Two-piece holder

Ordering information

Material	PU	Order no.
Aluminium die-cast	1	81005039

Cross-connector closed

Intended use

- For the connection of 2 scaffold rods
- For scaffold rods \varnothing 12 to 13 mm

Technical data

Design characteristics	
Construction	Stepless, independent, rectangular fixing Double socket closed

Ordering information

Material	PU	Order no.
Stainless steel	1	81006166



Cross-connector open

Intended use

- For the connection of 2 scaffold rods
- For scaffold rods \varnothing 12 to 13 mm

Technical data

Design characteristics	
Construction	Open, rectangular clamping connection Stepless, independent, rectangular fixing 2 knurled screws

Ordering information

Material/colour	PU	Order no.
Plastic/red	1	81006167



Scaffold material

Cross-connector hook connector



Intended use

- For the connection of 2 scaffold rods
- For scaffold rods \varnothing 12 to 13 mm

Technical data

Design characteristics	
Construction	Open clamping connection Stepless, independent, rectangular fixing 1 knurled screw

Ordering information

Material	PU	Order no.
Nickel-plated steel	1	81006168

T-connector



Intended use

- For the connection of 2 scaffold rods
- For scaffold rods \varnothing 12 to 13 mm

Technical data

Design characteristics	
Construction	Open clamping connection Rectangular fixing Fixing on the end of the first scaffold rod, second scaffold rod can be fixed steplessly 2 knurled screws

Ordering information

Material/colour	PU	Order no.
Plastic/red	1	81006169

Buret clamp

Intended use

- For the connection of 2 scaffold rods
- For scaffold rods \varnothing 12 to 13 mm

Technical data

Design characteristics	
Construction	Closed clamping connection Stepless, independent fixing with any angle position 2 butterfly handles

Ordering information

Material/colour	PU	Order no.
Plastic/anthracite, naturally anodised	1	81006170



Clamp holder

Intended use

- For the connection of 2 scaffold rods
- For scaffold rods \varnothing 12 to 13 mm

Technical data

Design characteristics	
Construction	Closed clamping connection Stepless, independent fixing with any angle position 1 clamp lever

Ordering information

Material/colour	PU	Order no.
Plastic/anthracite, naturally anodised	1	81006171



Add-on parts for service spine

Shelf of OSB board



Intended use

- For mounting to service spines

Technical data

Dimensions					
Width [mm]	600	900	1200	1500	1800
Depth [mm]	300				
Thickness [mm] shelf	22				
Height [mm] pillar	382				

Load bearing capacity	
Total [kg]	30

Material	
Storage area	OSB board with melamine resin facing
Pillar	Steel
Bracket	Aluminium die-cast
Angle bracket	Stainless steel

Ordering information

Width [mm]	PU	Order no.
600	1 set	81002722-322
900	1 set	81002722-422
1200	1 set	81002722-522
1500	1 set	81002722-622
1800	1 set	81002722-722

Scope of delivery

- 1 shelf
- 2 pillars
- 2 brackets for shelf
- 1 angle bracket for shelf

Add-on parts for service spine

Pillars

Intended use

- For attaching to service module upright
- For glass shelves and OSB boards, and for scaffold points

Technical data

Dimensions	
Width [mm]	171
Depth [mm]	3
Height [mm]	382

Ordering information

Material	PU	Order no.
Steel	1 set	81002720

Scope of delivery

2 pillars



Service modules

Add-on parts for service spine

Glass shelf



Intended use

- For attaching to service spines

Technical data

Dimensions					
Width [mm]	600	900	1200	1500	1800
Depth [mm] 1st level	105				
Depth [mm] 2nd level	150				
Height [mm] pillar	382				
Load bearing capacity					
Total [kg]	20				
Material					
Storage area	Glass				
Pillar	Steel				

Ordering information

Dimensions	Width x depth [mm]	PU	Order no.
1 st Level	600 x 105	1 set	81000977
	900 x 105	1 set	81000978
	1200 x 105	1 set	81000979
	1500 x 105	1 set	81000980
	1800 x 105	1 set	81000981
2 nd Level	600 x 150	1 set	810002721-322
	900 x 150	1 set	810002721-422
	1200 x 150	1 set	810002721-522
	1500 x 150	1 set	810002721-622
	1800 x 150	1 set	810002721-722

Scope of delivery

- 1 glass shelf
- 2 pillars
- 2 brackets for glass shelf
- 1 angle bracket for glass shelf

Add-on parts for service spine

Scaffold points for pillars

Intended use

- For mounting scaffold rods
- For scaffold rods \varnothing 12 to 13 mm

Technical data

Dimensions	
Width [mm] front/rear	23/23
Depth [mm] front/rear	23/23
Height [mm] front/rear	30/35
Load bearing capacity	
Capacity [kg]	5
Design characteristics	
Construction	Two-piece holder with hook and clamping screw for scaffold rod



Ordering information

Material	PU	Order no.
Aluminium die-cast	1 set	81002723

Scope of delivery

- 1 holder with hook
- 1 holder with hook and clamping screw

Add-on parts for service duct

Towel dispenser, plastic



Technical data

Dimensions

Width x depth x height [mm]	195 x 251 x 300
-----------------------------	-----------------

Ordering information

Material

Plastic	81006405
---------	----------

Order no.

Towel dispenser, aluminium



Technical data

Dimensions

Width x depth x height [mm]	130 x 185 x 275
-----------------------------	-----------------

Ordering information

Material

Aluminium	81006406
-----------	----------

Order no.

Soap dispenser



Technical data

Dimensions

Width x depth x height [mm]	130 x 115 x 220
-----------------------------	-----------------

Ordering information

Material

Plastic	81006407
---------	----------

Order no.

Add-on parts for service duct

Universal dispenser

Intended use

- For liquid soaps, hand cleaners, disinfectants, etc.

Technical data

Dimensions	
500 ml Width x depth x height [mm]	82 x 162 x 273
1000 ml Width x depth x height [mm]	94 x 162 x 325

Material	
Universal dispenser	Anodised aluminium

Ordering information

Capacity	Order no.
500 ml	81006408
1000 ml	81006409



Monitor arm

Intended use

- For flat screens with VGSA holder 75 x 75 mm

Technical data

Dimensions	
Width x depth x height [mm]	225 x 100 x 100

Ordering information

Material	Order no.
Steel	81005865

Scope of delivery

- 2 clamping adapters for service duct
- 1 monitor adapter
- 1 TFT holder for fastening to the wall



Add-on parts for service duct

Paper towel dispenser



Intended use

- For accommodating paper towels

Technical data

Dimensions	
Width x depth x height [mm]	270 x 146 x 88

Ordering information

Material	Order no.
Steel	81005867

Scope of delivery

- 2 clamping adapters for service duct
- 1 paper towel dispenser

Pipette holder



Intended use

- For accommodating 11 pipettes

Technical data

Dimensions	
Width x depth x height [mm]	297 x 175 x 66

Ordering information

Material	Order no.
Steel/plastic (PE)	81005866

Scope of delivery

- 2 clamping adapters for service duct
- 1 screw-on frame for pipette holder
- 1 plate for pipettes

Add-on parts for service duct

Hanging tray

Intended use

- For mounting to the service duct

Technical data

Dimensions	
Width x depth x height [mm]	297 x 230 x 49
Load bearing capacity	
Capacity [kg]	5



Ordering information

Material	Order no.
Steel	81005869

Scope of delivery

- 2 clamping adapters for service duct
- 1 hanging tray

Boxes for small parts

Intended use

- For storing small parts

Technical data

The colours of boxes for small parts are subject to technical changes.

Dimensions	
Boxes for small parts with mounting rail Width x depth x height [mm]	516 x 203 x 80
Mounting rail Width x depth x height [mm]	508 x 62 x 80



Ordering information

Material	Order no.
Plastic/aluminium	81005871

Scope of delivery

- 2 clamping adapters for service duct
- 1 mounting rail with bracket
- 5 boxes for small parts

Add-on parts for service duct

Storage shelf made of glass for service duct



Intended use

- For mounting to the service duct

Technical data

Dimensions	
Width x depth [mm]	600 x 150


Ordering information

Design	Order no.
Storage shelf made of glass for service duct	81005868

Scope of delivery

- 2 clamping adapters
- 1 screw-on frame
- 1 glass plate

Pegboard for service duct



Intended use

- Frame for drying laboratory glasses

Technical data

Dimensions	
Pegboard Width x height [mm]	300 x 260
Draining peg [mm]	Ø 12

Ordering information

Design	PU	Order no.
Pegboard for service duct, 11 draining pegs	1 set	81005861

Scope of delivery

- 1 pegboard with 11 draining pegs
- 1 basin for drippings
- 1 fastening

Design	PU	Order no.
Draining peg	1	81006177

Add-on parts for service duct

Dismantling tool

Intended use

- Suction lifter for dismantling service panels

Technical data










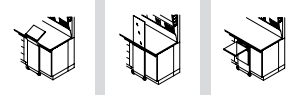
Dimensions	
Diameter [mm]	82
Height [mm]	50

Ordering information

Material	Order no.
Rubber	80006513



Laboratory benches and sinks

Material, worktop		Coated particle-board	Coated particle-board (postforming)	Solid (grade) laminate	Solid (grade) laminate Trespa Toplab+	Polypropylene	Epoxy	Stainless steel	Stoneware	Compound stoneware worktop	Glass
H-frame		x	x	x	x	x	x	x	x	x	x
C-frame		x	x	x	x	x	x	x	x	x	x
Cantilever frame		x	x	x	x	x	x	x	x	x	x
Mobile table		x	x	x	x	x	x	x	-	-	x
H-frame for low level fume cupboards		-	-	-	-	x ⁴⁾	x ⁴⁾	x ⁴⁾	x ⁴⁾	-	-
Balance table		x	x	-	-	-	-	-	-	-	-
Swing		x ¹⁾	-	-	-	-	-	-	-	-	-
Round table		x ¹⁾	-	-	-	-	-	-	-	-	-
Rack		x ²⁾	-	-	-	-	-	-	-	-	-
Sliding elements		x ³⁾	-	-	-	-	-	-	-	-	-

1) Walnut veneer or light grey

2) Shelf white, top of Sekretär in walnut veneer

3) Only walnut veneer

4) Material with marine edging

Bench with H-frame

Intended use

- Bench frame with worktop made of various materials as a work surface and storage area for laboratory work
- Supporting construction for analytical equipment and superstructures

Technical data

Dimensions					
Width [mm]	600	900	1200	1500	1800
Depth [mm]	600 750 900				
Working height [mm]	750 900				

Load bearing capacity	
H-frame [kg]	200 (for fixing to the wall or for fixing to a service spine)

Design characteristics	
Construction	For suspended underbench units For underbench units on castors
Height-adjustable feet	Individually adjustable

Material	
Bench frame	Steel profile 60/25/2 mm
Worktop	Depending on requirement, see page 24
Height-adjustable feet	Plastic housing with steel spindle

Ordering information

Width x depth [mm]	PU	Order no.
600 x 600	1	81000837-367F0022
600 x 750	1	81000837-377F0022
600 x 900	1	81000837-397F0022
900 x 600	1	81000837-467F0022
900 x 750	1	81000837-477F0022
900 x 900	1	81000837-497F0022
1200 x 600	1	81000837-567F0022
1200 x 750	1	81000837-577F0022
1200 x 900	1	81000837-597F0022
1500 x 600	1	81000837-667F0022
1500 x 750	1	81000837-677F0022
1500 x 900	1	81000837-697F0022
1800 x 600	1	81000837-767F0022
1800 x 750	1	81000837-777F0022
1800 x 900	1	81000837-797F0022

Scope of delivery

1 H-frame



Bench with H-frame, working height 750 mm

Laboratory benches

Bench with H-frame, working height 900 mm

Width x depth [mm]	PU	Order no.
600 x 600	1	81000837-369F0022
600 x 750	1	81000837-379F0022
600 x 900	1	81000837-399F0022
900 x 600	1	81000837-469F0022
900 x 750	1	81000837-479F0022
900 x 900	1	81000837-499F0022
1200 x 600	1	81000837-569F0022
1200 x 750	1	81000837-579F0022
1200 x 900	1	81000837-599F0022
1500 x 600	1	81000837-669F0022
1500 x 750	1	81000837-679F0022
1500 x 900	1	81000837-699F0022
1800 x 600	1	81000837-769F0022
1800 x 750	1	81000837-779F0022
1800 x 900	1	81000837-799F0022

Scope of delivery

1 H-frame

Bench with C-frame



Intended use

- Bench frame with worktop made of various materials as a work surface and storage area for laboratory work
- Supporting construction for analytical equipment and superstructures

Technical data

Dimensions					
Width [mm]	600	900	1200	1500	1800
Depth [mm]	600 750 900				
Working height [mm]	750 900				

Load bearing capacity	
C-frame [kg]	200

Design characteristics	
Construction	For suspended underbench units, can be moved for all kinds of frames For underbench units on castors
Height-adjustable feet	Individually adjustable

Material	
Bench frame	Steel profile 70/25/3 mm
Worktop	Depending on requirement, see page 24
Height-adjustable feet	Plastic housing with steel spindle

Ordering information

Width x depth [mm]	PU	Order no.
600 x 600	1	81000836-367F0022
600 x 750	1	81000836-377F0022
600 x 900	1	81000836-397F0022
900 x 600	1	81000836-467F0022
900 x 750	1	81000836-477F0022
900 x 900	1	81000836-497F0022
1200 x 600	1	81000836-567F0022
1200 x 750	1	81000836-577F0022
1200 x 900	1	81000836-597F0022
1500 x 600	1	81000836-667F0022
1500 x 750	1	81000836-677F0022
1500 x 900	1	81000836-697F0022
1800 x 600	1	81000836-767F0022
1800 x 750	1	81000836-777F0022
1800 x 900	1	81000836-797F0022

Scope of delivery

1 C-frame

Bench with C-frame, working height 750 mm

Width x depth [mm]	PU	Order no.
600 x 600	1	81000836-369F0022
600 x 750	1	81000836-379F0022
600 x 900	1	81000836-399F0022
900 x 600	1	81000836-469F0022
900 x 750	1	81000836-479F0022
900 x 900	1	81000836-499F0022
1200 x 600	1	81000836-569F0022
1200 x 750	1	81000836-579F0022
1200 x 900	1	81000836-599F0022
1500 x 600	1	81000836-669F0022
1500 x 750	1	81000836-679F0022
1500 x 900	1	81000836-699F0022
1800 x 600	1	81000836-769F0022
1800 x 750	1	81000836-779F0022
1800 x 900	1	81000836-799F0022

Scope of delivery

1 C-frame

Bench with C-frame, working height 900 mm

Mobile tables

Mobile table



Intended use

- Castor-mounted bench frame with worktop made of various materials as a work surface and storage area for laboratory work
- Castor-mounted supporting construction for analytical equipment and superstructures

Technical data

Dimensions			
Width [mm]	900	1200	1500
Depth [mm]		600	750
		750	900
Working height [mm]		750	900

Load bearing capacity	
Mobile table [kg]	150
Per heavy load castor [kg]	110

Design characteristics	
Heavy load castors	4, of which 2 can be locked (castor and steering axle can be locked)
Shelf	Optional
Underbench unit	Optional

Material	
Bench frame	Steel profile 60/25/2 mm
Worktop	Depending on requirement, see page 24

Ordering information

The order numbers listed below apply to particle-boards with melamine resin facing. Worktops made of other materials are available on request.

Mobile table, working height 750 mm

Width x depth [mm]	PU	Order no.
900 x 600	1	81005251-467AE22
900 x 750	1	81005251-477AE22
900 x 900	1	81005251-497AE22
1200 x 600	1	81005251-567AE22
1200 x 750	1	81005251-577AE22
1200 x 900	1	81005251-597AE22
1500 x 600	1	81005251-667AE22
1500 x 750	1	81005251-677AE22
1500 x 900	1	81005251-697AE22

Scope of delivery

- 1 bench frame
- 1 worktop, standard design
- 4 swivelling castors (2 can be locked)

Mobile tables

Width x depth [mm]	PU	Order no.
900 x 600	1	81005251-469AE22
900 x 750	1	81005251-479AE22
900 x 900	1	81005251-499AE22
1200 x 600	1	81005251-569AE22
1200 x 750	1	81005251-579AE22
1200 x 900	1	81005251-599AE22
1500 x 600	1	81005251-669AE22
1500 x 750	1	81005251-679AE22
1500 x 900	1	81005251-699AE22

Scope of delivery

- 1 bench frame
- 1 worktop, standard design
- 4 swivelling castors (2 can be locked)

Mobile table, working height 900 mm

Laboratory benches and sinks

Laboratory sinks

Mobile sink



Intended use

- Mobile water and gas supply and disposal
- For cleaning operating equipment at any location
- Not suitable for the disposal of chemicals

Technical data

Dimensions	
Width [mm]	605
Depth [mm]	600
Height without outlet [mm]	900
Sink dimensions width x depth x height [mm]	320 x 320 x 200
Height, castors [mm]	110
Length, supply and drain pipes [mm]	2500
Length, connecting pipes [mm]	2500

Material	
Worktop	Particle-board with melamine resin facing
Sink	Polypropylene

Tagkraft	
Mobile sink [kg]	150

Design characteristics	
Construction	<p>Mounted on underbench unit on castors with hinged door</p> <p>Sink installed in the worktop from above</p> <p>Pipes and cables routed out at the rear of the underbench unit</p> <p>Waste water lifting unit in the underbench unit</p> <p>Water supply is switched off in the case of a power failure</p>

Elektrotechnik	
Power supply [V]	230

Sanitärtechnik	
Water connection	Flexible with plug connector
Waste water connection	Flexible with plug connector
Gas connection	Flexible with plug connector as an option
Water fitting (tap)	Standard outlet
Gas outlet	Standard outlet combined with water fitting as an option
Mixer tap	Additional flexible water connection as an option

Ordering information

Design	Order no.
Mobile sink	81004358-B0222

Pegboard

Intended use

- Frame for drying laboratory glasses
- For fixing to the service duct or to the wall above sinks

Technical data

Dimensions	
Pegboard width x height [mm] 22 draining pegs	600 x 260
Draining peg [mm]	Ø 12

Design characteristics	
Construction	Collecting groove, cover panel and accessory rail

Ordering information

Design	PU	Order no.
Pegboard, 22 draining pegs	1 set	81005862

Scope of delivery

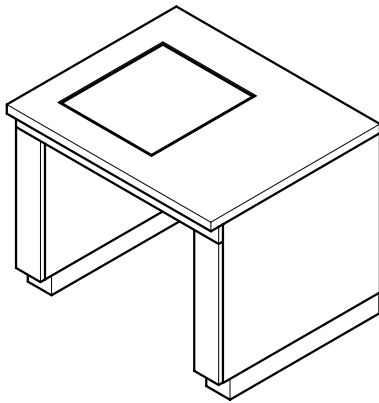
- 1 core
- 2 pegboards with 22 draining pegs
- 2 basins for drippings

Design	PU	Order no.
Draining peg	1	81006177



Special tables

Balance table



Intended use

- For setting up analytical balances and other sensitive measuring equipment
- Bench frame with worktop and specially mounted, vibration-free plate

Technical data

Dimensions	
Width [mm]	900
Depth [mm]	750 900
Working height [mm]	750
Width x depth [mm] balance plate	400 x 450

Material	
Supporting construction	Steel profile
Worktop	Depending on requirement
Balance plate	Fine concrete

Weight	
Total weight [kg]	120
Balance plate [kg]	65

Design characteristics	
Construction	Specially mounted, heavy balance plate made of fine concrete Supporting construction with balance plate, vibration-decoupled

Ordering information

The order numbers listed below apply to particle-boards with melamine resin facing. Worktops made of other materials are available on request.

Depth [mm]	PU	Order no.
750	1 set	81005710-2A2
900	1 set	81005710-3A2

Scope of delivery

- 1 bench frame
- 1 covering for bench frame
- 1 balance plate
- 1 worktop, standard design

Rack

Intended use

- Mobile flexible storage area
- Can be used with the 600 mm deep shelf as a mobile workplace for desk work
- Not suitable for laboratory work where hazardous substances must be extracted
- Not suitable for storing hazardous substances

Technical data

Dimensions	
Width [mm] with shelf	900
Depth [mm] with shelf depth 450 mm	600
Height [mm]	1790
Depth, shelf [mm]	450 600

Material	
Supporting construction	Steel profile
Shelf 22 mm	Shelf of OSB board

Load bearing capacity	
Total [kg]	150
Shelf [kg]	20

Design characteristics	
Heavy load castors	4, of which 2 can be locked (castor and steering axle can be locked)
Shelf	Can be adjusted without tools with a pitch of 150 mm
Integrated distribution pillar	Optional

Ordering information

Design	PU	Order no.
Rack	1 set	81005369

Scope of delivery

- 1 supporting construction
- 1 shelf, depth 600 mm
- 4 shelves, depth 450 mm



Sliding elements

Sliding element Sekretär



Intended use

- Inclined desk that can be moved on a laboratory work bench

Technical data

Dimensions	
Width [mm]	406
Working height, bench [mm]	900
Overall height [mm]	1256
Design characteristics	
Construction	Sliding element on 2 wheels Fastened to a sliding rail on the laboratory work bench
Material	
Sliding element	Particle-board with melamine resin facing in walnut veneer

Ordering information

Design	Order no.
Sliding element Sekretär	81005359

Sliding element Assistent



Intended use

- Fold-out storage area and desk that can be moved on a laboratory work bench

Technical data

Dimensions	
Width [mm]	406
Depth [mm]	530
Working height, bench [mm]	900
Load bearing capacity	
Storage area and desk [kg]	10
Design characteristics	
Construction	Sliding element on 2 wheels Fastened to a sliding rail on the laboratory work bench Can be folded down completely
Material	
Sliding element	Particle-board with melamine resin facing in walnut veneer

Ordering information

Design	Order no.
Sliding element Assistent	81005358

Sliding element Protector

Intended use

- Protection from splashes and splinters that can be moved on a laboratory work bench

Technical data

Dimensions	
Width [mm]	406
Working height, bench [mm]	900
Overall height [mm]	1800
Design characteristics	
Construction	Sliding element on 2 wheels Fastened to a sliding rail on the laboratory work bench
Material	
Sliding element	Particle-board with melamine resin facing in walnut veneer
Splash protection	Tempered safety glass

Ordering information

Design	Order no.
Sliding element Protector	81005360



Underbench units

Underbench unit on castors



Intended use

- For the flexible storage of equipment and chemicals in acc. with EN 14727
- For working heights of 750 mm and 900 mm
- Not suitable for storing flammable liquids, compressed gas cylinders and self-igniting or self-decomposing substances
- Not suitable for storing acids and alkalis

Technical data

Dimensions							
Width [mm]	450	545	600	845	900	1145	1200
Depth [mm]	550						
Overall height [mm]	640 790						
Height, drawers [mm]	150 200 350 Combination possibilities see variants						
Height, castors [mm]	110						

Load bearing capacity

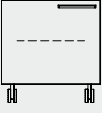
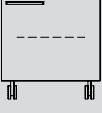
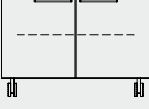
Per shelf/drawer [kg]	30
Per castor [kg]	70

Design characteristics

Construction	For working height 750 and 900 mm Hinged doors with 270° hinges Drawers, fully extensible and with change-pull-out catch Shelf, height-adjustable Without doors as a rack Covered at the top, rear panel permanently connected with the carcass 4 swivelling castors, front castors can be locked
Combination possibilities	See variants
Handle	Sash handle made of aluminium die-cast U handle, stainless steel
Soft stop for drawer	Optional
Closing	Optional

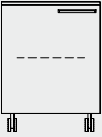
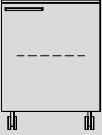
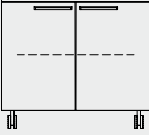
Underbench units

Ordering information

Design	Width x depth x height [mm]	PU	Order no.
1 hinged door, left 	450 x 550 x 640	1 set	81002302-2B10022
	545 x 550 x 640	1 set	81002304-2B10022
	600 x 550 x 640	1 set	81002306-2B10022
1 hinged door, right 	450 x 550 x 640	1 set	81002303-2B10022
	545 x 550 x 640	1 set	81002305-2B10022
	600 x 550 x 640	1 set	81002307-2B10022
2 hinged doors 	845 x 550 x 640	1 set	81002308-2B10022
	900 x 550 x 640	1 set	81002309-2B10022
	1145 x 550 x 640	1 set	81002310-2B10022
	1200 x 550 x 640	1 set	81002311-2B10022

Scope of delivery

- 1 underbench unit with hinged door(s)
- 1 shelf
- 4 swivelling castors (2 can be locked)

Design	Width x depth x height [mm]	PU	Order no.
1 hinged door, left 	450 x 550 x 790	1 set	81002328-2B10022
	545 x 550 x 790	1 set	81002330-2B10022
	600 x 550 x 790	1 set	81002332-2B10022
1 hinged door, right 	450 x 550 x 790	1 set	81002329-2B10022
	545 x 550 x 790	1 set	81002331-2B10022
	600 x 550 x 790	1 set	81002333-2B10022
2 hinged doors 	845 x 550 x 790	1 set	81002334-2B10022
	900 x 550 x 790	1 set	81002335-2B10022
	1145 x 550 x 790	1 set	81002336-2B10022
	1200 x 550 x 790	1 set	81002337-2B10022

Scope of delivery

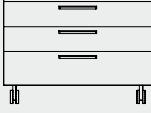

- 1 underbench unit with hinged door(s)
- 1 shelf
- 4 swivelling castors (2 can be locked)

Underbench unit with hinged door, for working height 750 mm

Underbench unit with hinged door, for working height 900 mm

Underbench units

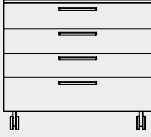

Underbench unit with drawers,
for working height 750 mm

Design	Width x depth x height [mm]	PU	Order no.
3 drawers (height 2 x 150, 1 x 200 mm) 	450 x 550 x 640	1 set	81002312-2B00022
	600 x 550 x 640	1 set	81002313-2B00022
	900 x 550 x 640	1 set	81002314-2B00022
	1200 x 550 x 640	1 set	81002315-2B00022
2 drawers (height 150, 350 mm) 	450 x 550 x 640	1 set	81002316-2B00022
	600 x 550 x 640	1 set	81002317-2B00022
	900 x 550 x 640	1 set	81002318-2B00022
	1200 x 550 x 640	1 set	81002319-2B00022

Scope of delivery

1 underbench unit with drawers (change-pull-out catch)
4 swivelling castors (2 can be locked)

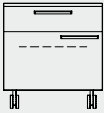
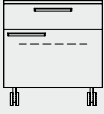

Underbench unit with drawers,
for working height 900 mm

Design	Width x depth x height [mm]	PU	Order no.
4 drawers (height 3 x 150, 1 x 200 mm) 	450 x 550 x 790	1 set	81002338-2B00022
	600 x 550 x 790	1 set	81002339-2B00022
	900 x 550 x 790	1 set	81002340-2B00022
	1200 x 550 x 790	1 set	81002341-2B00022
3 drawers (height 2 x 150, 1 x 350 mm) 	450 x 550 x 790	1 set	81002342-2B00022
	600 x 550 x 790	1 set	81002343-2B00022
	900 x 550 x 790	1 set	81002344-2B00022
	1200 x 550 x 790	1 set	81002345-2B00022

Scope of delivery

1 underbench unit with drawers (change-pull-out catch)
4 swivelling castors (2 can be locked)

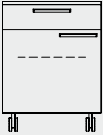
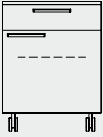
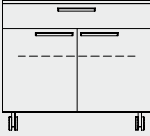
Underbench unit with hinged
door and drawer,
for working height 750 mm

Design	Width x depth x height [mm]	PU	Order no.
1 drawer, 1 hinged door left 	450 x 550 x 640	1 set	81002320-2B00022
	600 x 550 x 640	1 set	81002322-2B00022
1 drawer, 1 hinged door right 	450 x 550 x 640	1 set	81002321-2B00022
	600 x 550 x 640	1 set	81002323-2B00022
1 drawer, 2 hinged doors 	900 x 550 x 640	1 set	81002324-2B00022
	1200 x 550 x 640	1 set	81002325-2B00022

Scope of delivery


1 underbench unit with drawer and hinged door(s)
1 shelf
4 swivelling castors (2 can be locked)

Underbench units

Design	Width x depth x height [mm]	PU	Order no.
1 drawer, 1 hinged door, left 	450 x 550 x 790	1 set	81002346-2B10022
	600 x 550 x 790	1 set	81002348-2B10022
1 drawer, 1 hinged door, right 	450 x 550 x 790	1 set	81002347-2B10022
	600 x 550 x 790	1 set	81002349-2B10022
1 drawer, 2 hinged doors 	845 x 550 x 790	1 set	81002350-2B10022
	900 x 550 x 790	1 set	81002351-2B10022
	1145 x 550 x 790	1 set	81002352-2B10022
	1200 x 550 x 790	1 set	81002353-2B10022

Scope of delivery

- 1 underbench unit with drawer and hinged door(s)
- 1 shelf
- 4 swivelling castors (2 can be locked)

Design	For carcass width [mm]	Width x depth x thickness [mm]	PU	Order no.
Melamine resin facing 	450	410 x 488 x 19	1	81001369
	545	506 x 488 x 19	1	81001370
	600	560 x 488 x 19	1	81001371
	845	806 x 488 x 22	1	81001372
	900	860 x 488 x 22	1	81001373
	1145	1106 x 488 x 22	1	81001374
	1200	1160 x 488 x 22	1	81001375

Scope of delivery

- 1 shelf
- 4 brackets for shelf

Underbench unit with hinged door and drawer, for working height 900 mm**Shelf for underbench unit on castors**

Overbench cabinets

Overbench cabinet



Intended use

- For storing equipment and chemicals in acc. with EN 14727
- Not permitted for storing flammable liquids, compressed gas cylinders and self-igniting or self-decomposing substances
- Not permitted for storing acids and alkalis

Technical data

Dimensions				
Width [mm]	450	600	900	1200
Depth [mm]	350			
Height [mm]	460			
	760			

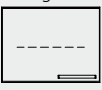


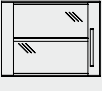
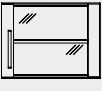
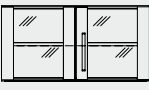
Load bearing capacity	
Per shelf [kg]	30
Load bearing capacity, total [kg]	60

Design characteristics	
Construction	Height-adjustable fitting for fastening to the wall or to the service spine For a width of 1200 mm with central panel Shelf, height-adjustable
Combination possibilities	See variants
Handle	Sash handle made of aluminium die-cast U handle, stainless steel Glass sliding door with affixed plastic handle
Overbench cabinet without doors, with inclined side walls	Optional
Closing	Optional

Overbench cabinets

Ordering information


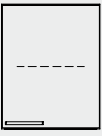
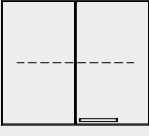
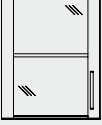
The order numbers listed below apply to overbench cabinets for wall-mounting. Overbench cabinets for mounting to services spines are available on request.

Design	Width x depth [mm]	PU	Order no.
1 hinged door, left 	450 x 350	1 set	81002642-B10W22
	600 x 350	1 set	81002644-B10W22
1 hinged door, right 	450 x 350	1 set	81002643-B10W22
	600 x 350	1 set	81002645-B10W22
2 hinged doors with central panel 	900 x 350	1 set	81002650-B10W22
	1200 x 350	1 set	81002651-B10W22
1 hinged door, glazed, left 	450 x 350	1 set	81002630-B10W22
	600 x 350	1 set	81002632-B10W22
1 hinged door, glazed, right 	450 x 350	1 set	81002631-B10W22
	600 x 350	1 set	81002633-B10W22
2 hinged doors, glazed, with central panel 	900 x 350	1 set	81002638-B10W22
	1200 x 350	1 set	81002639-B10W22

Scope of delivery

1 overbench cabinet with hinged door(s)

1 shelf (for carcass width 1200 mm: 1 central panel, 2 shelves)

Design	Width x depth [mm]	PU	Order no.
1 hinged door, left 	450 x 350	1 set	81002646-B10W22
	600 x 350	1 set	81002648-B10W22
1 hinged door, right 	450 x 350	1 set	81002647-B10W22
	600 x 350	1 set	81002649-B10W22
2 hinged doors with central panel 	900 x 350	1 set	81002652-B10W22
	1200 x 350	1 set	81002653-B10W22
1 hinged door, glazed, left 	450 x 350	1 set	81002634-B10W22
	600 x 350	1 set	81002636-B10W22

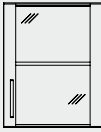

Overbench cabinet with hinged door, height 460 mm

Overbench cabinet with hinged door, height 760 mm

Storage cupboards

Overbench cabinets


Overbench cabinet with hinged door, height 760 mm

Design	Width x depth [mm]	PU	Order no.
1 hinged door, glazed, right 	450 x 350	1 set	81002635-B10W22
	600 x 350	1 set	81002637-B10W22
2 hinged doors, glazed, with central panel 	900 x 350	1 set	81002640-B10W22
	1200 x 350	1 set	81002641-B10W22

Scope of delivery

1 overbench cabinet with hinged door(s)
1 shelf (for carcass width 1200 mm: 1 central panel, 2 shelves)


Overbench cabinet with glass door, height 460 mm

Design	Width x depth [mm]	PU	Order no.
Glass door 	900 x 350	1 set	81002675-010W22
	1200 x 350	1 set	81002676-010W22

Scope of delivery

1 overbench cabinet with central panel
2 glass doors
2 shelves


Overbench cabinet with glass door, height 760 mm

Design	Width x depth [mm]	PU	Order no.
Glass door 	900 x 350	1 set	81002677-010W22
	1200 x 350	1 set	81002678-010W22

Scope of delivery

1 overbench cabinet with central panel
2 glass doors
2 shelves


Overbench cabinet without doors, height 460 mm

Design	Width x depth [mm]	PU	Order no.
without doors 	450 x 330	1 set	81002614-010W02
	600 x 330	1 set	81002615-010W02
	900 x 330	1 set	81002616-010W02
	1200 x 330	1 set	81002620-010W02

Scope of delivery

1 overbench cabinet without doors
1 shelf (for carcass width 1200 mm: 1 central panel, 2 shelves)

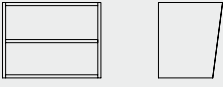
Overbench cabinet without doors, height 760 mm

Design	Width x depth [mm]	PU	Order no.
without doors 	450 x 330	1 set	81002617-010W02
	600 x 330	1 set	81002618-010W02
	900 x 330	1 set	81002619-010W02
	1200 x 330	1 set	81002621-010W02

Scope of delivery

1 overbench cabinet without doors
1 shelf (for carcass width 1200 mm: 1 central panel, 2 shelves)


Overbench cabinets

Design	Width x depth [mm]	PU	Order no.
with inclined side wall 	450 x 330	1 set	81002622-010W02
	600 x 330	1 set	81002623-010W02
	900 x 330	1 set	81002624-010W02
	1200 x 330	1 set	81002628-010W02

Scope of delivery

1 overbench cabinet without doors, with inclined side wall
1 shelf (for carcass width 1200 mm: 1 central panel, 2 shelves)

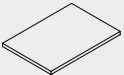
Overbench cabinet without doors, with inclined side wall, height 460 mm

Design	Width x depth [mm]	PU	Order no.
with inclined side wall 	450 x 330	1 set	81002625-010W02
	600 x 330	1 set	81002626-010W02
	900 x 330	1 set	81002627-010W02
	1200 x 330	1 set	81002629-010W02

Scope of delivery

1 overbench cabinet without doors, with inclined side wall
1 shelf (for carcass width 1200 mm: 1 central panel, 2 shelves)

Overbench cabinet without doors, with inclined side wall, height 760 mm

Design	For carcass width [mm]	Width x depth x thickness [mm]	PU	Order no.
Melamine resin facing 	450	410 x 288 x 19	1	81001361
	600	560 x 288 x 19	1	81001362
	900	860 x 288 x 22	1	81001363
	1200	570 x 288 x 19	2	81001360

Scope of delivery

1 shelf (for carcass width 1200 mm: 2 shelves)
4 brackets for shelf (for carcass width 1200 mm: 8 shelf brackets)

Shelf for overbench cabinet

Laboratory cabinets

Laboratory cabinet



Intended use

- For storing equipment and chemicals in acc. with EN 14727
- Not permitted for storing flammable liquids, compressed gas cylinders and self-igniting or self-decomposing substances
- Not permitted for storing acids and alkalis

Technical data

Dimensions				
Width [mm]	450	600	900	1200
Depth [mm]			350	550
Overall height [mm]			2090	
Height, plinth [mm]			110	

Load bearing capacity	
Per shelf [kg]	30

Design characteristics	
Construction	Hinged doors with 270° hinges Shelves, height-adjustable Drawers, fully extendable 4 height-adjustable feet
Combination possibilities	See variants Drawers only with a depth of 550 mm
Handle	Sash handle made of aluminium die-cast U handle, stainless steel
Shelves, extendable	Optional (with a cabinet depth of 550 mm)
Drawers	Optional (with a cabinet depth of 550 mm)
Soft stop for drawer	Optional
Extract air spigot	Optional
Closing	Optional

Ordering information

Laboratory cabinet without door



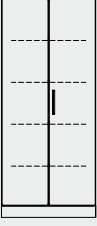


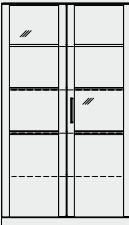
Design	Width x depth x height [mm]	PU	Order no.
	Without door	1 set	81002516-3040002
	450 x 350 x 2090	1 set	81002516-5040002
	450 x 550 x 2090	1 set	81002517-3040002
	600 x 350 x 2090	1 set	81002517-5040002
	600 x 550 x 2090	1 set	81002518-3040002
	900 x 350 x 2090	1 set	81002518-5040002
	900 x 550 x 2090	1 set	81002519-3040002
	1200 x 350 x 2090	1 set	81002519-5040002

Scope of delivery

1 laboratory cabinet without door
4 shelves

Laboratory cabinets




Storage cupboards

Design	Width x depth x height [mm]	PU	Order no.
1 hinged door, left 	450 x 350 x 2090	1 set	81002510-3B40022
	600 x 350 x 2090	1 set	81002512-3B40022
	450 x 550 x 2090	1 set	81002510-5B40022
	600 x 550 x 2090	1 set	81002512-5B40022
1 hinged door, right 	450 x 350 x 2090	1 set	81002511-3B40022
	600 x 350 x 2090	1 set	81002513-3B40022
	450 x 550 x 2090	1 set	81002511-5B40022
	600 x 550 x 2090	1 set	81002513-5B40022
2 hinged doors 	900 x 350 x 2090	1 set	81002514-3B40022
	1200 x 350 x 2090	1 set	81002515-3B40022
	900 x 550 x 2090	1 set	81002514-5B40022
	1200 x 550 x 2090	1 set	81002515-5B40022
1 hinged door, partially glazed, left 	450 x 350 x 2090	1 set	81007486-3B40022
	600 x 350 x 2090	1 set	81007488-3B40022
	450 x 550 x 2090	1 set	81007486-5B40022
	600 x 550 x 2090	1 set	81007488-5B40022
1 hinged door, partially glazed, right 	450 x 350 x 2090	1 set	81007487-3B40022
	600 x 350 x 2090	1 set	81007489-3B40022
	450 x 550 x 2090	1 set	81007487-5B40022
	600 x 550 x 2090	1 set	81007489-5B40022
2 hinged doors, partially glazed 	900 x 350 x 2090	1 set	81007490-3B40022
	1200 x 350 x 2090	1 set	81002526-3B40022
	900 x 550 x 2090	1 set	81007490-5B40022
	1200 x 550 x 2090	1 set	81002526-5B40022

Laboratory cabinet with hinged door

Laboratory cabinets

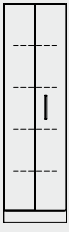
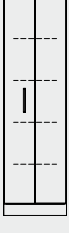
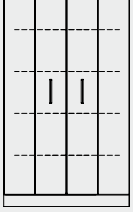
Laboratory cabinet with hinged door

Design	Width x depth x height [mm]	PU	Order no.
1 hinged door, glazed, left 	450 x 350 x 2090	1 set	81007482-3B40022
	600 x 350 x 2090	1 set	81007484-3B40022
	450 x 550 x 2090	1 set	81007482-5B40022
	600 x 550 x 2090	1 set	81007484-5B40022
1 hinged door, glazed, right 	450 x 350 x 2090	1 set	81007483-3B40022
	600 x 350 x 2090	1 set	81007485-3B40022
	450 x 550 x 2090	1 set	81007483-5B40022
	600 x 550 x 2090	1 set	81007485-5B40022
2 hinged doors, glazed 	900 x 350 x 2090	1 set	81002524-3B40022
	1200 x 350 x 2090	1 set	81002525-3B40022
	900 x 550 x 2090	1 set	81002524-5B40022
	1200 x 550 x 2090	1 set	81002525-5B40022

Scope of delivery

1 laboratory cabinet with hinged door(s)
4 shelves

Laboratory cabinet with folding door



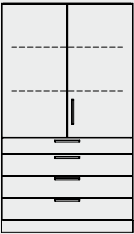
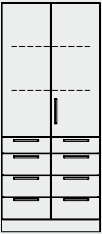
Design	Width x depth x height [mm]	PU	Order no.
1 folding door, left 	600 x 350 x 2090	1 set	81002520-3B40022
	600 x 550 x 2090	1 set	81002520-5B40022
1 folding door, right 	600 x 350 x 2090	1 set	81002521-3B40022
	600 x 550 x 2090	1 set	81002521-5B40022
2 folding doors 	900 x 350 x 2090	1 set	81002522-3B40022
	900 x 550 x 2090	1 set	81002522-5B40022
	1200 x 350 x 2090	1 set	81002523-3B40022
	1200 x 550 x 2090	1 set	81002523-5B40022

Scope of delivery

1 laboratory cabinet with folding door(s)
4 shelves

Laboratory cabinets

Storage cupboards

Design	Width x depth x height [mm]	PU	Order no.
1 hinged door, left, 4 drawers 	600 x 550 x 2090	1 set	81002529-5B20022
1 hinged door, right, 4 drawers 	600 x 550 x 2090	1 set	81002530-5B20022
2 hinged doors, 4 drawers 	900 x 550 x 2090	1 set	81002531-5B20022
	1200 x 550 x 2090	1 set	81002532-5B20022
2 hinged doors, 8 drawers 	900 x 550 x 2090	1 set	81002533-5B20022
	1200 x 550 x 2090	1 set	81002534-5B20022


Laboratory cabinet with hinged door and drawer

Scope of delivery

- 1 laboratory cabinet with hinged door(s)
- 2 shelves
- 4 or 8 drawers depending on design

Laboratory cabinets


Shelf for laboratory cabinet
depth 350 mm

Design	For carcass width [mm]	Width x depth x thickness [mm]	PU	Order no.
Melamine resin facing 	450	410 x 288 x 19	1	81001361
	600	560 x 288 x 19	1	81001362
	900	860 x 288 x 22	1	81001363
	1200	1160 x 288 x 22	1	81001364

Scope of delivery

1 shelf
4 brackets for shelf

Shelf for laboratory cabinet
depth 550 mm

Design	For carcass width [mm]	Width x depth x thickness [mm]	PU	Order no.
Melamine resin facing 	450	410 x 488 x 19	1	81001369
	600	560 x 488 x 19	1	81001371
	900	860 x 488 x 22	1	81001373
	1200	1160 x 488 x 22	1	81001375

Scope of delivery

1 shelf
4 brackets for shelf

Ladder for laboratory cabinet

Design	PU	Order no.
Ladder for laboratory cabinet	1	81006175
Step ladder with 4 steps	1	81006174

Emergency cabinet

Intended use

- For storing protection and rescue materials (fire extinguisher, first aid case, etc.)
- Not permitted for storing flammable liquids, compressed gas cylinders and self-igniting or self-decomposing substances
- Not permitted for storing acids and alkalis



Technical data

Dimensions	
Width [mm]	600
Depth [mm]	350 550
Overall height [mm]	2090
Height, plinth [mm]	110

Design characteristics	
Construction	Hinged door with 270° hinges 4 shelves, height-adjustable 4 height-adjustable feet
Equipment	First aid case Fire extinguisher, 5 kg Sand boxes Shovel Fire blankets



Ordering information

Design	Width x depth x height [mm]	PU	Order no.
1 hinged door, left 	600 x 350 x 2090	1 set	81002910-3B40022
	600 x 550 x 2090	1 set	81002910-5B40022
1 hinged door, right 	600 x 350 x 2090	1 set	81002911-3B40022
	600 x 550 x 2090	1 set	81002911-5B40022

Scope of delivery

- 1 laboratory cabinet with hinged door
- 4 shelves
- 1 first aid case
- 1 fire extinguisher
- 2 sand boxes
- 1 sand shovel
- 2 fire blankets

Top-mounted cabinets

Top-mounted cabinet



Intended use

- For storing equipment and chemicals in acc. with EN 14727
- Only suitable as a permanently installed top part on the following Waldner cabinets: Laboratory cabinet, pull-out cabinet, emergency cabinet and acids and alkalis cabinet
- Not permitted for storing flammable liquids, compressed gas cylinders and self-igniting or self-decomposing substances
- Not permitted for storing acids and alkalis

Technical data




Dimensions				
Width [mm]	450	600	900	1200
Depth [mm]		350		
		550		
Height [mm]		610		
		760		

Load bearing capacity	
Per shelf [kg]	30

Design characteristics	
Construction	With integrated rail for securing a ladder For laboratory cabinets with or without extract air spigot 1 shelf, height-adjustable Hinged door(s)
Handle	Sash handle made of aluminium die-cast U handle, stainless steel
Hook ladder	Optional
Closing	Optional

Ordering information

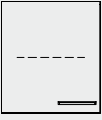
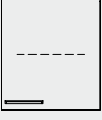
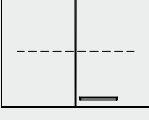
Top-mounted cabinet,
height 610 mm

Design	Width x depth [mm]	PU	Order no.
1 hinged door, left 	450 x 350	1 set	81002663-3B1022
	600 x 350	1 set	81002665-3B1022
1 hinged door, right 	450 x 550	1 set	81002663-5B1022
	600 x 550	1 set	81002665-5B1022
2 hinged doors 	450 x 350	1 set	81002664-3B1022
	600 x 350	1 set	81002666-3B1022
	450 x 550	1 set	81002664-5B1022
	600 x 550	1 set	81002666-5B1022
	900 x 350	1 set	81002671-3B1022
	1200 x 350	1 set	81002672-3B1022
	900 x 550	1 set	81002671-5B1022
	1200 x 550	1 set	81002672-5B1022

Scope of delivery

- 1 top-mounted cabinet with hinged door(s)
- 1 shelf


Top-mounted cabinets

Design	Width x depth [mm]	PU	Order no.
1 hinged door, left 	450 x 350	1 set	81002667-3B1022
	600 x 350	1 set	81002669-3B1022
	450 x 550	1 set	81002667-5B1022
	600 x 550	1 set	81002669-5B1022
1 hinged door, right 	450 x 350	1 set	81002668-3B1022
	600 x 350	1 set	81002670-3B1022
	450 x 550	1 set	81002668-5B1022
	600 x 550	1 set	81002670-5B1022
2 hinged doors 	900 x 350	1 set	81002673-3B1022
	1200 x 350	1 set	81002674-3B1022
	900 x 550	1 set	81002673-5B1022
	1200 x 550	1 set	81002674-5B1022

**Top-mounted cabinet,
height 760 mm**

Scope of delivery


1 top-mounted cabinet with hinged door(s)
1 shelf

Design	For carcass width [mm]	Width x depth x thickness [mm]	PU	Order no.
Melamine resin facing 	450	410 x 288 x 19	1 set	81001361
	600	560 x 288 x 19	1 set	81001362
	900	860 x 288 x 22	1 set	81001363
	1200	1160 x 288 x 22	1 set	81001364

**Shelf for top-mounted cabinet
depth 350 mm**

Scope of delivery

1 shelf
4 shelf brackets

Design	For carcass width [mm]	Width x depth x thickness [mm]	PU	Order no.
Melamine resin facing 	450	410 x 488 x 19	1 set	81001369
	600	560 x 488 x 19	1 set	81001371
	900	860 x 488 x 22	1 set	81001373
	1200	1160 x 488 x 22	1 set	81001375

**Shelf for top-mounted cabinet
depth 550 mm**

Scope of delivery

1 shelf
4 brackets for shelf

Storage cupboards

Pull-out cabinets

Pull-out cabinet



Intended use

- For storing liquid or solid substances in suitable containers in acc. with EN 14727
- Not permitted for storing flammable liquids, compressed gas cylinders and self-igniting or self-decomposing substances
- Not permitted for storing acids and alkalis

Technical data

Dimensions		
Width [mm]	600	900
Depth [mm]	550	
Overall height [mm]	2090	
Height, plinth [mm]	110	
Tray width x depth x height [mm]	240 x 425 x 40	

Load bearing capacity	
Per drawer [kg]	120
Per tray [kg]	10

Design characteristics	
Construction	5 trays with compartment partitioning for each drawer, height-adjustable Fastened to the wall 4 height-adjustable feet Drawer doors with drawers accessible from both sides
Handle	Sash handle made of aluminium die-cast U handle, stainless steel
Soft stop	Optional
Extract air spigot	Optional
Closing	Optional

Material	
Tray	Polypropylene

Ordering information

Width [mm]	PU	Order no.
600 (2 drawers)	1 set	81002752-B00122
900 (3 drawers)	1 set	81002753-B00122

Scope of delivery

1 pull-out cabinet
5 trays in each drawer

Ladder

Intended use

- For attaching to top-mounted cabinets

Technical data

Dimensions	
Width [mm]	422
Height [mm]	2330

Ordering information

Material	PU	Order no.
Aluminium	1	81006175



Step ladder

Technical data

Dimensions	
Width x depth x length [mm]	422 x 70 x 2330

Design characteristics	
Construction	With 4 steps

Ordering information

Material	PU	Order no.
Aluminium	1	81006174



Organising devices for drawers

Drawer insert type A



Intended use

- For completely or partially equipping drawers
- Variable partitioning of drawers
- For drawers with a depth of 450 mm and 500 mm

Technical data

Design characteristics	
Equipment	Nop mat, can be fixed with adhesive pads Drawer inserts can be removed individually
Colour	Light grey
Material	
Drawer insert, nop mat	ABS plastic

Ordering information

The dimensions of the nop mat correspond to the external dimensions of the drawer insert type A. The nop mat and adhesive pads are included in the delivery.

For drawer depth 450 mm



Drawer insert type A for drawer width 450 mm Width x depth x height [mm]	Drawer inserts Width x depth x height [mm]	PU	Order no.
336 x 432 x 48	2 pcs. à 96 x 288 x 48 3 pcs. à 96 x 144 x 48 3 pcs. à 96 x 96 x 48	1 set	81006003



Drawer insert type A for drawer width 545 mm Width x depth x height [mm]	Drawer inserts Width x depth x height [mm]	PU	Order no.
432 x 432 x 48	3 pcs. à 96 x 240 x 48 3 pcs. à 96 x 192 x 48 3 pcs. à 144 x 144 x 48	1 set	81006004



Drawer insert type A for drawer width 600 mm Width x depth x height [mm]	Drawer inserts Width x depth x height [mm]	PU	Order no.
480 x 432 x 48	5 pcs. à 96 x 240 x 48 5 pcs. à 96 x 144 x 48	1 set	81006005



Drawer insert type A for drawer width 845 mm Width x depth x height [mm]	Drawer inserts Width x depth x height [mm]	PU	Order no.
432 x 720 x 48	3 pcs. à 240 x 336 x 48 3 pcs. à 96 x 240 x 48	1 set	81006006



Drawer insert type A for drawer width 900 mm Width x depth x height [mm]	Drawer inserts Width x depth x height [mm]	PU	Order no.
792 x 432 x 48	8 pcs. à 96 x 144 x 48 6 pcs. à 96 x 288 x 48 3 pcs. à 96 x 192 x 48	1 set	81006007

Organising devices for drawers

Drawer insert type A for drawer width 1145 mm Width x depth x height [mm]	Drawer inserts Width x depth x height [mm]	PU	Order no.
432 x 960 x 48	1 pcs. à 240 x 336 x 48 9 pcs. à 144 x 192 x 48 3 pcs. à 144 x 144 x 48 1 pcs. à 96 x 240 x 48	1 set	81006008

For drawer depth 450 mm



Drawer insert type A for drawer width 1200 mm Width x depth x height [mm]	Drawer inserts Width x depth x height [mm]	PU	Order no.
1080 x 432 x 48	6 pcs. à 144 x 384 x 48 3 pcs. à 96 x 288 x 48 3 pcs. à 96 x 144 x 48	1 set	81006009



Scope of delivery

- 1 drawer insert type A
- 1 nop mat (dimensions correspond to the drawer insert type A)
- 4 adhesive pads

Drawer insert type A for drawer width 450 mm Width x depth x height [mm]	Drawer inserts Width x depth x height [mm]	PU	Order no.
336 x 480 x 48	1 pcs. à 144 x 192 x 48 3 pcs. à 96 x 192 x 48 3 pcs. à 96 x 144 x 48 4 pcs. à 96 x 96 x 48	1 set	81006010

For drawer depth 500 mm



Drawer insert type A for drawer width 545 mm Width x depth x height [mm]	Drawer inserts Width x depth x height [mm]	PU	Order no.
432 x 480 x 48	1 pcs. à 96 x 336 x 48 2 pcs. à 96 x 288 x 48 6 pcs. à 96 x 144 x 48 4 pcs. à 96 x 96 x 48	1 set	81006011




Drawer insert type A for drawer width 600 mm Width x depth x height [mm]	Drawer inserts Width x depth x height [mm]	PU	Order no.
480 x 480 x 48	2 pcs. à 96 x 288 x 48 2 pcs. à 96 x 240 x 48 4 pcs. à 96 x 192 x 48 4 pcs. à 96 x 144 x 48	1 set	81006012



Drawer insert type A for drawer width 600 mm Width x depth x height [mm]	Drawer inserts Width x depth x height [mm]	PU	Order no.
480 x 480 x 24/48	1 pcs. à 240 x 336 x 48 2 pcs. à 144 x 192 x 48 1 pcs. à 144 x 144 x 48 1 pcs. à 144 x 192 x 24 (drawer insert with 8 partitions) 1 pcs. à 96 x 192 x 24 (drawer insert with 3 partitions) 2 pcs. à 96 x 144 x 48	1 set	81006027



Drawer insert type A for drawer width 845 mm Width x depth x height [mm]	Drawer inserts Width x depth x height [mm]	PU	Order no.
720 x 480 x 48	5 pcs. à 96 x 336 x 48 5 pcs. à 96 x 240 x 48 5 pcs. à 96 x 96 x 48	1 set	81006013



Organising devices for drawers

For drawer depth 500 mm



Drawer insert type A for drawer width 900 mm Width x depth x height [mm]	Drawer inserts Width x depth x height [mm]	PU	Order no.
792 x 480 x 48	2 pcs. à 144 x 384 x 48 4 pcs. à 144 x 192 x 48 4 pcs. à 144 x 144 x 48 2 pcs. à 96 x 192 x 48 1 pcs. à 96 x 288 x 48	1 set	81006014



Drawer insert type A for drawer width 1145 mm Width x depth x height [mm]	Drawer inserts Width x depth x height [mm]	PU	Order no.
960 x 480 x 48	1 pcs. à 240 x 336 x 48 1 pcs. à 144 x 384 x 48 5 pcs. à 144 x 144 x 48 8 pcs. à 144 x 192 x 48	1 set	81006015



Drawer insert type A for drawer width 1200 mm Width x depth x height [mm]	Drawer inserts Width x depth x height [mm]	PU	Order no.
1080 x 480 x 48	2 pcs. à 240 x 336 x 48 2 pcs. à 144 x 384 x 48 2 pcs. à 144 x 192 x 48 3 pcs. à 96 x 336 x 48 2 pcs. à 96 x 240 x 48 2 pcs. à 96 x 192 x 48	1 set	81006016

Scope of delivery

1 drawer insert type A

1 nop mat (dimensions correspond to the drawer insert type A)

4 adhesive pads

Organising devices for drawers


Design characteristics	Drawer insert Width x depth x height [mm]	PU	Order no.
	96 x 192 x 24 (3 partitions)	5	81007191
	144 x 192 x 24 (8 partitions)	5	81007192
	96 x 96 x 48	5	80009302
	96 x 144 x 48	5	80009303
	96 x 192 x 48	5	81005193
	96 x 240 x 48	5	81007185
	96 x 288 x 48	5	80009304
	96 x 336 x 48	5	81007186
	144 x 144 x 48	5	81007187
	144 x 192 x 48	5	81007188
	144 x 384 x 48	5	81007189
	240 x 336 x 48	5	81007190

Supplementary drawer inserts
type A

Storage cupboards

Organising devices for drawers

Supplementary drawer inserts type A

Design characteristics	Drawer insert Width x depth x height [mm]	PU	Order no.
	73 x 48 x 24 Depth infinitely adjustable	4	81007194

Scope of delivery

5 drawer inserts (drawer insert with adjustable depth: 4 drawer inserts)


Nop mat

Design characteristics	Width x depth x height [mm]	PU	Order no.
	480 x 480 x 3 (can be cut every 24 mm)	5	81005195

Scope of delivery


5 nop mats

Location pins

Design characteristics	Dimensions [mm]	PU	Order no.
	Height 30, diameter 24	10	81007193

Scope of delivery10 location pins
20 screws

Assembly set

Design characteristics	PU	Order no.
	1	80009329

Scope of delivery4 adhesive pads
2 cutting aids
1 universal knife
1 mounting instructions

Organising devices for drawers

Drawer insert type B

Intended use



- For completely equipping drawers
- For underbench units with a depth of 550 mm

Technical data

Design characteristics	
Equipment	For drawer width 450 mm with 2 or 6 partitions For drawer width 600 mm with 3 or 9 partitions Removable drawer insert type B
Colour	White, similar to RAL 9010
Surface	Grained

Material	
Drawer insert	PS plastic

Ordering information

Partitions	Width x depth [mm]	PU	Order no.
2 pieces	352 x 480	1	81005198
			
6 pieces	352 x 480	1	81005196
			

For a drawer width of 450 mm

Partitions	Width x depth [mm]	PU	Order no.
3 pieces	502 x 480	1	81005199
			
9 pieces	502 x 480	1	81006026
			

For a drawer width of 600 mm



Organising devices for drawers

Compartment partitioning



Intended use

- Organising system for drawers

Technical data

Dimensions						
Lateral divider for drawer width [mm]	450	545	845	900	1145	1200
Longitudinal divider for drawer depth [mm]	480					

Design characteristics

Construction	Multiple connector Lateral and longitudinal dividers with slots
Supplementary divider	Optional

Material

Compartment partitioning	Phenolic resin
--------------------------	----------------

Ordering information

Basic set

For drawer width [mm]	PU	Order no.
450	1 set	81006081
545	1 set	81006082
600	1 set	81006083
845	1 set	81006084
900	1 set	81006085
1145	1 set	81006086
1200	1 set	81006087

Scope of delivery

2 lateral dividers for drawer width
2 longitudinal dividers for drawer depth

Expansion for basic set

Length [mm]	Max. additional equipment	PU	Order no.	
Lateral divider	450	–	1	81006088
	545	1	1	81006089
	600	1	1	81006090
	845	3	1	81006091
	900	4	1	81006092
	1145	6	1	81006093
	1200	6	1	81006094
Longitudinal divider	550	2	1	81006741

Organising devices for drawers

Pipette tray for drawers

Intended use

- For safely storing pipettes in drawers higher than 150 mm
- Serrated so they can be loosely inserted into drawers

Technical data

Dimensions		
For drawer width x depth [mm]	450 x 500	600 x 500
Height [mm]	40	

Design characteristics	
Fastening	For loose insertion
Colour	Grey

Material	
Pipette tray	Foamed plastic



Ordering information

The dimensions correspond to the external dimensions of the drawers.

For drawer width [mm]	PU	Order no.
450	1	81005246
600	1	81005247

Pipette holder for drawers

Intended use

- For safely storing pipettes in drawers higher than 150 mm
- Holder for drawer depth 500 mm
- For glueing into drawers

Technical data

Dimensions	
Drawer depth [mm]	480
Height x width [mm]	70 x 50

Design characteristics	
Fastening	Self-adhesive
Colour pipette holder	Green

Ordering information

For one drawer we recommend using a minimum of 2 pipette holders.

Material	PU	Order no.
Polyester foam, self-adhesive	1	81005245



Organising devices for drawers

Name tag



Intended use

- For labelling doors and drawers

Technical data

Dimensions

Width x depth x height [mm]	78 x 3 x 18
-----------------------------	-------------

Design characteristics

Construction	3-piece, self-adhesive, with removable paper strip for labelling
--------------	--

Ordering information

Material	PU	Order no.
Plastic transparent	1	81007130

Soft stop for fully extensible drawers



Intended use

- For a dampened and silent retraction of drawers

Ordering information

Design	PU	Order no.
Soft stop for fully extensible drawers	1	80018859

Scope of delivery

1 pair (2 pieces)

Waste canister for acids and alkalis

Intended use

- For the disposal of acids and alkalis

Technical data

Dimensions	
12 l, width x depth x height [mm]	195 x 231 x 350
20 l, width x depth x height [mm]	260 x 285 x 390
Design characteristics	
Approval, container 12 l, 20 l	UN 3H1/Y1,9 approval
Capacity [l]	12, 20
Material	
Waste canister for acids/alkalis	PE-HD

Ordering information

Capacity	PU	Order no.
12 l	1	81007959
20 l	1	81007960



Waste canister for flammable liquids

Intended use

- For the disposal of flammable liquids
- Safety cabinet for storing flammable liquids according to EN 14470-1

Technical data

Dimensions	
Width x depth x height [mm]	198 x 298 x 264
Material	
Waste canister for flammable liquids	PE-HD, electrically conductive

Ordering information

Design	PU	Order no.
Container 10 l	1	81007961
Container 10 l For direct filling with integrated level indicator on the container	1	81007962



Containers

Funnel



Intended use

- For screwing to a container (direct filling)
- For filling acids, alkalis and flammable liquids

Technical data

Dimensions	
Diameter [mm]	140
Connection thread [mm]	S 60

Material	
Funnel with hinged cover and filter	PE-HD, electrically conductive

Ordering information

Design	PU	Order no.
For acids and alkalis Container 12 l, 20 l	1	81007963
For flammable liquids Container 10 l	1	81007963



You can contact the service center directly at: service@waldner.de
Phone +49 7522 986-225 · Fax +49 7522 986-79225

We will support you in complying with the legal provisions

Safety for your staff in the laboratory always comes first. As stipulated by the „Arbeitsstättenverordnung“ (Workplaces Ordinance), the Technical Regulations for Hazardous Substances (TRGS 526), and the Guidelines for Laboratories (BGI/GUV-I 850-0), safety-relevant equipment in laboratories such as fume cupboards and safety cabinets must be inspected once a year.

Competent inspection and maintenance performed by Waldner

Our service technicians will test, measure and repair all makes of safety-relevant furniture in your laboratory, i.e. all types of fume cupboards, monitoring and control components as well as safety cabinets. Our measurement and test devices are state-of-the-art.

On the spot – with original spare parts

With our vehicles that are equipped with everything necessary and based all over Europe we are prepared to be at your site as quickly as possible. And if a safety-relevant spare part is required during maintenance, we have it. The lack of time-consuming interruptions will save you time and money.

Our service – your profit

With the inspection and maintenance agreement that is tailored to your needs you will enjoy important advantages: We will specify your individual scope of services and the exact cost in order to provide you with a tailor-made offer.

Service

Waldner service for your safety – offered by the market leader



WALDNER Laboreinrichtungen GmbH & Co.KG
Mr. Yalcin Solak and Mr. Bernd Brauchle
Haidoesch 1 · 88239 Wangen im Allgäu · Germany
Phone: +49 7522 986-493 · Fax : +49 7522 986-79493
accessories@waldner.de · www.waldner-lab.com

WALDNER